

# Symmetry 3-5

## Factsheet



28 FEBRUARY 2026

### RISK PROFILE



### SOLUTION INFORMATION

Inception Date:	30 June 2003
Assets under management:	R9.4 bn
Target:	CPI + 4% p.a.
Regulation 28 compliant:	Yes

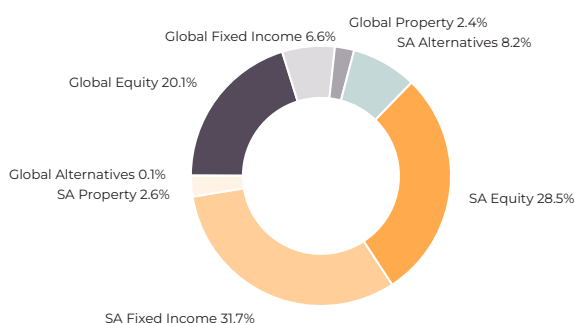
### INVESTMENT DESCRIPTION AND OBJECTIVE

The solution aims to grow capital in excess of inflation and targets returns of 3% to 5% above CPI per year (after fees) over rolling five-year periods. It invests across asset classes, locally and globally, including listed shares, listed property, bonds and cash. Alternative assets, like hedge funds and unlisted assets, may also be included. Symmetry is responsible for asset allocation and allocates to specialist active asset managers and index-tracking mandates in each of the asset classes. The solution is suitable for investors with a medium-term horizon who are comfortable with some volatility in returns as it has balanced exposure to growth assets (equities and property) and defensive assets (bonds and cash). The solution is offered through a life policy.

### INVESTMENT MANAGER SELECTION

ASSET GROUPING	INVESTMENT MANAGER SPLIT
SA Equity	ALL WEATHER, CORONATION, M&G MIANZ Investments, ASSET MANAGEMENT, Ninety One, OLD MUTUAL
SA Fixed Income	ALUWANI, CORONATION, FUTUREGROWTH, M&G Investments, MATRIX, PRESCIENT, TEREBINTH CAPITAL
SA Property	CATALYST, FUTUREGROWTH, OLD MUTUAL, Sesikile Capital
SA Alternatives	27 FOUR, 36 ONE, ALL WEATHER, FUTUREGROWTH, INFRAIMPACT, MABLE ROCK, OLD MUTUAL, Oyster Catcher, PEREGRINE CAPITAL, STANLIB
Global Equity	JUPITER, PZENA, Russell Investments, SANDERS CAPITAL, WELLINGTON MANAGEMENT, MONTRUSCO BOLTON, NORTHERN TRUST, OLD MUTUAL
Global Fixed Income	BLACKROCK, Morgan Stanley, Stone Harbor
Global Property	BLACKROCK, CATALYST, RESOLUTION CAPITAL
Global Alternatives	BRAVOS

### ACTUAL ASSET ALLOCATION

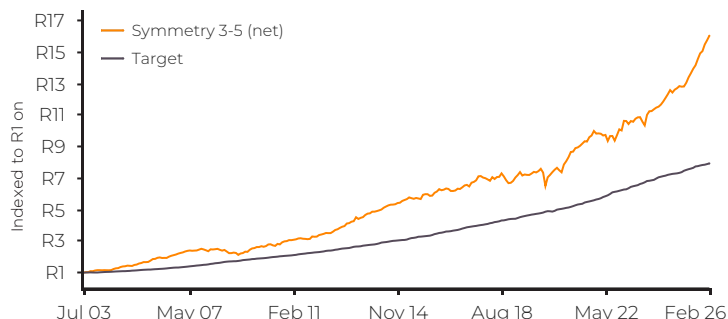


### PERFORMANCE DATA

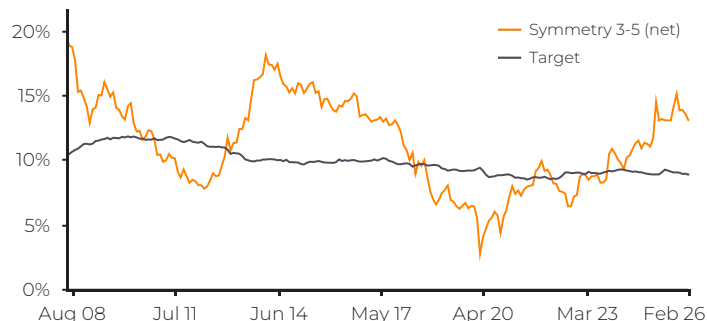
	Symmetry 3-5 (gross)	Symmetry 3-5 (net)	Target
1 Month	1.9%	1.8%	0.5%
1 Year	26.0%	25.2%	7.5%
3 Years p.a.	15.7%	14.7%	8.0%
5 Years p.a.	14.1%	13.1%	8.9%
7 Years p.a.	13.4%	12.5%	8.7%
10 Years p.a.	11.4%	10.5%	8.9%
Since Inception	13.9%	13.0%	9.6%

Gross returns are before deduction of all fees but after transaction costs. Net returns are after deduction of fees for Symmetry and underlying managers

### PERFORMANCE AGAINST TARGET



### 5-YEAR ROLLING RETURNS



### TOTAL EXPENSE RATIO (TER) AND TRANSACTION COSTS

(ONE YEAR PERIOD AS AT DECEMBER 2025)

	Symmetry 3-5
Investment Management Charge (IMC)	0.69%
Performance Fee	0.08%
<b>Total Expense Ratio (TER)</b>	<b>0.77%</b>
Transaction Costs (TC)	0.10%
<b>Total Investment Charges (TIC)</b>	<b>0.87%</b>

CPI refers to the percentage change in the SA Consumer Price Index as provided by Statistics South Africa, lagged by one month due to the timing of release of the latest figures.

EMAIL [LinkedInvestments@oldmutual.com](mailto:LinkedInvestments@oldmutual.com) | INTERNET [www.symmetry.co.za](http://www.symmetry.co.za)

Symmetry is a division of Old Mutual Life Assurance Company (South Africa) Limited, a licensed Financial Services Provider and Life Insurer. Investors' rights and obligations are set out in the relevant contracts. Market fluctuations and changes in rates of exchange or taxation may have an effect on the value, price or income of investments. Since the performance of financial markets fluctuates, an investor may not get back the full amount invested. Past performance is not necessarily a guide to future investment performance. Guarantees on returns and against capital losses are not provided. All returns are rand returns unless otherwise stated. Whilst every care has been taken in compiling the information in this document, the information is not advice. Symmetry compliant presentations and a list of composite descriptions as well as policies for valuing portfolios, calculating performance and preparing compliant presentations are all available upon request.