

Symmetry 1-3

Factsheet



28 FEBRUARY 2026

RISK PROFILE



SOLUTION INFORMATION

Inception Date:	14 October 1999
Assets under management:	R906.3 m
Target:	CPI + 2% p.a.
Regulation 28 compliant:	Yes

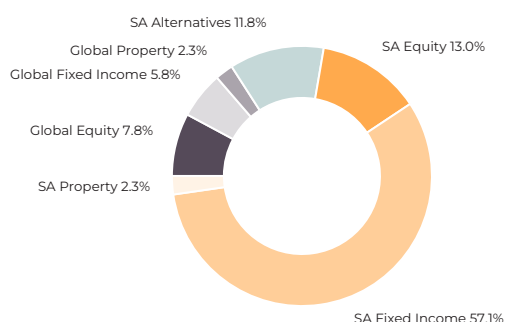
INVESTMENT DESCRIPTION AND OBJECTIVE

The solution aims to grow capital in excess of inflation and targets returns of 1% to 3% above CPI per year (after fees) over rolling three-year periods. It invests across asset classes, locally and globally, including listed shares, listed property, bonds and cash. Alternative assets, like hedge funds and unlisted assets, may also be included. Symmetry is responsible for asset allocation and allocates to specialist active asset managers and index-tracking mandates in each of the asset classes. The solution is suitable for investors with a short-term horizon who seek lower volatility in returns as it has low exposure to growth assets (equities and property) and high exposure to defensive assets (bonds and cash). The solution is offered through a life policy.

INVESTMENT MANAGER SELECTION

ASSET GROUPING	INVESTMENT MANAGER SPLIT
SA Equity	ALL WEATHER, CORONATION, M&G MIANZ Investments, Ninety One, OLD MUTUAL
SA Fixed Income	ALUWANI, CORONATION, FUTUREGROWTH, M&G Investments, MATRIX, PRESCIENT, TERE BINTH CAPITAL
SA Property	CATALYST, FUTUREGROWTH, OLD MUTUAL, Sesfikile Capital, 36ONE, ALL WEATHER, FUTUREGROWTH, MABLE ROCK, OysterCatcher, PEREGRINE CAPITAL
SA Alternatives	JUPITER, M&G, MONTRUSCO BOLTON, NORTHERN TRUST, OLD MUTUAL, PZENA, Russell Investments, SANDERS CAPITAL, WELLINGTON MANAGEMENT
Global Equity	BLACKROCK, Morgan Stanley, Stone Harbor
Global Fixed Income	BLACKROCK, CATALYST, RESOLUTION CAPITAL
Global Property	

ACTUAL ASSET ALLOCATION

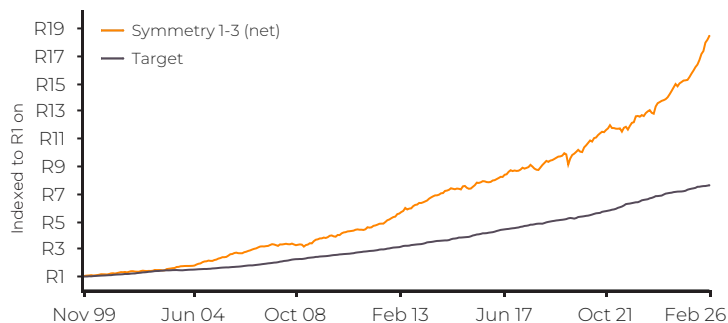


PERFORMANCE DATA

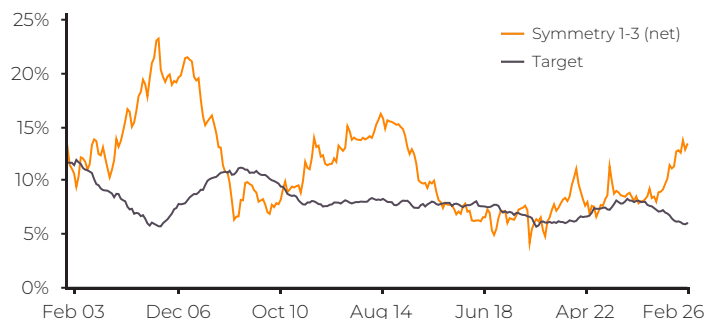
	Symmetry 1-3 (gross)	Symmetry 1-3 (net)	Target
1 Month	1.6%	1.6%	0.4%
1 Year	21.9%	21.1%	5.5%
3 Years p.a.	14.3%	13.4%	6.0%
5 Years p.a.	12.0%	11.2%	6.9%
7 Years p.a.	11.4%	10.6%	6.7%
10 Years p.a.	10.3%	9.6%	6.9%
Since Inception	12.4%	11.7%	8.0%

Gross returns are before deduction of all fees but after transaction costs. Net returns are after deduction of fees for Symmetry and underlying managers

PERFORMANCE AGAINST TARGET



3-YEAR ROLLING RETURNS



TOTAL EXPENSE RATIO (TER) AND TRANSACTION COSTS

(ONE YEAR PERIOD AS AT DECEMBER 2025)

	Symmetry 1-3
Investment Management Charge (IMC)	0.62%
Performance Fee	0.07%
Total Expense Ratio (TER)	0.69%
Transaction Costs (TC)	0.08%
Total Investment Charges (TIC)	0.77%

CPI refers to the percentage change in the SA Consumer Price Index as provided by Statistics South Africa, lagged by one month due to the timing of release of the latest figures.

EMAIL LinkedInvestments@oldmutual.com | INTERNET www.symmetry.co.za

Symmetry is a division of Old Mutual Life Assurance Company (South Africa) Limited, a licensed Financial Services Provider and Life Insurer. Investors' rights and obligations are set out in the relevant contracts. Market fluctuations and changes in rates of exchange or taxation may have an effect on the value, price or income of investments. Since the performance of financial markets fluctuates, an investor may not get back the full amount invested. Past performance is not necessarily a guide to future investment performance. Guarantees on returns and against capital losses are not provided. All returns are rand returns unless otherwise stated. Whilst every care has been taken in compiling the information in this document, the information is not advice. Symmetry compliant presentations and a list of composite descriptions as well as policies for valuing portfolios, calculating performance and preparing compliant presentations are all available upon request.