

# OLD MUTUAL MULTI-MANAGERS EQUITY FUND OF FUNDS

## FUND INFORMATION

### RISK PROFILE

Low	Low to Moderate	Moderate	Moderate to High	High
-----	-----------------	----------	------------------	------

### RECOMMENDED MINIMUM INVESTMENT TERM

1 year+	3 years+	5 years+
---------	----------	----------

### DESCRIPTION

This is a domestic general equity fund aimed at outperforming its peer group in the long term. The equity mandates have a risk profile similar to that of a typical domestic general equity fund and the volatility of the Fund is lower than that associated with a very aggressively managed equity portfolio. Capital depreciation is possible in the short term.

### REGULATION 28 COMPLIANCE

The fund aims to achieve long-term inflation-beating growth, and may therefore hold a higher allocation to equities than what is allowed in terms of Regulation 28 of the Pension Funds Act. This fund is therefore not Regulation 28 compliant.

<b>BENCHMARK:</b>	FTSE/JSE Capped Shareholder Weighted Index (Capped SWIX)* * Benchmark changed from SWIX to CAPPED SWIX effective from 1 September 2018 onwards.
-------------------	--

<b>ASISA CATEGORY:</b>	South African – Equity – General
------------------------	----------------------------------

<b>FUND MANAGER(S):</b>	Old Mutual Multi-Managers
-------------------------	---------------------------

<b>LAUNCH DATE:</b>	01/06/2001
---------------------	------------

<b>SIZE OF FUND:</b>	R231m
----------------------	-------

### Distributions (Annually)\*

Date	Dividend	Interest	Total	Total %
31/12/2017	0.00	0.00	0.00	0.00%

\* Class A fund distributions

## ASSET CLASS EXPOSURES

Industrials	36.1%
Financials	32.2%
Resources	30.2%
Cash & Other	1.5%







## TOP 10 EQUITY EXPOSURES

HOLDING	% OF FUND
Naspers Ltd	11.6%
British American Tobacco plc	7.3%
Anglo American Plc	7.1%
Sasol Ltd	6.2%
Standard Bank Group Ltd	5.0%
MTN Group Ltd	4.4%
Old Mutual Ltd	3.2%
Barclays Africa Group Ltd	2.7%
Investec Plc	2.6%
Pick n Pay Stores Ltd	2.5%
<b>Total</b>	<b>52.4%</b>

Funds are also available via Old Mutual Wealth and MAX Investments.

Helpline +27 21 524 4430 Fax +27 21 441 1199 Internet [www.ommultimanagers.co.za](http://www.ommultimanagers.co.za) Email [ommmclientquery@ommm.co.za](mailto:ommmclientquery@ommm.co.za)

## UNDERLYING FUND MANAGERS

Portfolio Manager	Manager	Allocation
Chris Wood & Johnny Lambridis	 PRUDENTIAL	45.2%
Patrice Moyal	 Visio Capital Management	12.1%
Karl Leinberger	 CORONATION TRUST IS EARNED	31.2%
Old Mutual Multi-Managed Equity Fund	 360NE  bateleu capital  LAURIUM CAPITAL	11.5%

## FUND PERFORMANCE as at 30/09/2018

	% PERFORMANCE (ANNUALISED)					
	1-Yr	3-Yr	5-Yr	7-Yr	10-Yr	Since Inception <sup>1</sup>
Fund (Class A)	-0.2%	3.8%	5.8%	8.9%	9.2%	11.5%
Fund (Class B4) <sup>2</sup>	0.2%	4.7%	6.9%	-	-	-
Benchmark	1.2%	5.7%	8.1%	13.0%	12.5%	14.5%

<sup>1</sup> Performance since inception of the Fund of Funds.  
<sup>2</sup> Inception: 31 December 2012. Class B4 Fund of Funds is only available through investment platforms such as Old Mutual Wealth.  
Performance measurements over periods shorter than the recommended investment term may not be appropriate. Past performance is no indication of future performance. Fund of Funds returns are net of fees and measured against the benchmark.

Rolling 12-Month Return	Highest	Average	Lowest
Fund (Since Inception)	65.7%	13.7%	-30.2%

### Performance Since Inception



Past performance is no indication of future performance.

### Risk Statistics (Since Inception)

Maximum Drawdown	-19.9%
Months to Recover	26
% Positive Months	60.9%
Annual Standard Deviation	13.2%

### 5-Year Annualised Rolling Returns (Fund vs Benchmark)



# OLD MUTUAL MULTI-MANAGERS EQUITY FUND OF FUNDS

## MONTHLY PERFORMANCE HISTORY

	Jan	Feb	Mar	Apr	May	Jun	Jul	Aug	Sep	Oct	Nov	Dec	YTD
2015	2.98%	3.61%	-0.02%	4.41%	-3.50%	-1.01%	0.43%	-3.11%	-1.84%	6.79%	-2.74%	-3.19%	2.2%
2016	-3.58%	-0.65%	8.57%	1.60%	0.96%	-2.30%	1.60%	0.28%	-0.34%	-3.21%	-1.05%	1.25%	2.6%
2017	2.86%	-1.23%	1.90%	3.38%	-0.73%	-3.81%	5.46%	2.21%	-1.40%	6.08%	1.55%	-0.83%	16.0%
2018	-0.17%	-1.44%	-3.57%	4.13%	-3.66%	1.17%	0.39%	0.86%	-4.16%				-6.6%

## OTHER INVESTMENT CONSIDERATIONS

### MINIMUM INVESTMENTS:

- Monthly: R500
- Lump sum: R10 000
- Ad hoc: R500

### INITIAL CHARGES (Incl. VAT)\*:

There is no initial administration charge for investment transactions of R500 and above. Initial adviser fee will be between 0% and 3.45%.

Investment transactions below the R500 fund minimum incur a 2.30% administration charge.

\* Please note: Initial charges do not apply to the Class B funds.

### ONGOING

	Class A	Class B4*
Annual service fees (excl. VAT)	1.35%	1.00%

Other charges incurred by the fund, and deducted from its portfolio, are included in the TER. A portion of Old Mutual Unit Trusts' annual service fees may be paid to administration platforms.

\* Please note: The Class B4 Fund is only available through investment platforms such as Old Mutual Wealth.

**TAX REFERENCE NUMBER:** 9670/702/14/2

<b>ISIN CODES:</b>	<b>Class A</b>	ZAE000036471
	<b>Class B4</b>	ZAE000174173

Total Expenses (Incl. Annual Service Fee) (30/06/2018)	36 Months		12 Months	
	Class A	Class B4*	Class A	Class B4*
Total Expense Ratio (TER) Incl. VAT	1.59%	1.17%	1.60%	1.20%
Transaction Cost (TC)	0.21%	0.21%	0.21%	0.21%
Total Investment Charge**	1.80%	1.38%	1.81%	1.41%

TER is a historic measure of the impact the deduction of management and operating costs has on a fund's value. A higher TER does not necessarily imply a poor return, nor does a low TER imply a good return. The current TER, which includes the annual service fee, may not necessarily be an accurate indication of future TERs. Transaction Cost (TC) is a necessary cost in administering the fund and impacts fund returns. It should not be considered in isolation as returns may be impacted by many other factors over time including market returns, the type of fund, the investment decisions of the investment manager and the TER.

\* Please note: The Class B4 Fund is only available through investment platforms such as Old Mutual Wealth.

\*\* This includes:

- The fund of funds' service fees.
- The service fee of underlying funds.
- Where underlying funds charge implicit performance fees, unit holders may carry these performance fees regardless of whether the top tier fund or mandate has outperformed its own performance fee benchmark.
- Other charges incurred by the underlying funds, which are deducted from their portfolios.

Funds are also available via Old Mutual Wealth and MAX Investments.

Helpline +27 21 524 4430 Fax +27 21 441 1199 Internet [www.ommultimanagers.co.za](http://www.ommultimanagers.co.za) Email [ommclientquery@ommm.co.za](mailto:ommclientquery@ommm.co.za)



We aim to treat our clients fairly by giving you the information you need in as simple a way as possible, to enable you to make informed decisions about your investments.

- We believe in the value of sound advice and so recommend that you consult a financial planner before buying or selling unit trusts. You may, however, buy and sell without the help of a financial planner. If you do use a planner, we remind you that they are entitled to certain negotiable planner fees or commissions.
- You should ideally see unit trusts as a medium- to long-term investment. The fluctuations of particular investment strategies affect how a fund performs. Your fund value may go up or down. Therefore, we cannot guarantee the investment capital or return of your investment. How a fund has performed in the past does not necessarily indicate how it will perform in the future.
- The fund fees and costs that we charge for managing your investment are disclosed in this Minimum Disclosure Document (MDD) and in the table of fees and charges, both of which are available on our public website or from our contact centre.
- Additional information of the proposed investment, including brochures, application forms and annual or quarterly reports, can be obtained, free of charge, from Old Mutual Unit Trust Managers (RF) (Pty) Ltd, from our public website at [www.omut.co.za](http://www.omut.co.za) or our contact centre on 0860 234 234.
- Our cut-off time for client instructions (e.g. buying and selling) is at 15:00 each working day for all our funds, except the Money Market Funds, the price of which is set at 13:00. These are also the times we value our funds to determine the daily ruling price (other than at month-end when we value the Old Mutual Index Funds and Old Mutual Multi-Managers Fund of Funds range at 17:00 close). Daily prices are available on the public website and in the media.
- Unit trusts are traded at ruling prices, may borrow to fund client disinvestments and may engage in scrip lending. The daily ruling price is based on the current market value of the fund's assets plus income minus expenses (NAV of the portfolio) divided by the number of units on issue.
- This fund holds assets in foreign countries and therefore it may have risks regarding liquidity, the repatriation of funds, political and macroeconomic situations, foreign exchange, tax, settlement, and the availability of information.
- A fund of funds is a portfolio that invests in other funds which levy their own charges, which could result in a higher fee structure for the fund of funds.
- Old Mutual Unit Trust Managers (RF) (Pty) Ltd is the manager of this co-branded fund and has full legal responsibility for it.
- The Net Asset Value to Net Asset Value figures are used for the performance calculations. The performance quoted is for a lump sum investment. The performance calculation includes income distributions prior to the deduction of taxes and distributions are reinvested on the ex-dividend date. Performances may differ as a result of actual initial fees, the actual investment date, the date of reinvestment and dividend withholding tax. Annualised returns are the weighted average compound growth rates over the performance period measured. Performances are in ZAR and as at 30 September 2018. Sources: Morningstar and Old Mutual Investment Group (FSP 604).

Old Mutual Multi-Managers, a division of Old Mutual Life Assurance Company (SA) Ltd, FSP no: 703.

Old Mutual Unit Trust Managers (RF) (Pty) Ltd, registration number 1965 008 471 07, is a registered manager in terms of the Collective Investment Schemes Control Act 45 of 2002. Old Mutual is a member of the Association for Savings and Investment South Africa (ASISA). Old Mutual Unit Trusts Managers has the right to close the portfolio to new investors in order to manage it more efficiently in accordance with its mandate. Tel: 0860 234 234, Internet: [www.omut.co.za](http://www.omut.co.za), Email: [unittrusts@oldmutual.com](mailto:unittrusts@oldmutual.com)

Trustee: Standard Bank, PO Box 54, Cape Town 8000. Tel: +27 21 401 2002, Fax: +27 21 401 3887.

Issued: October 2018